

**Survey of Entering Student Engagement - Fresno City College (2016 Administration)**

**2016 Benchmark Scores Report - Main Survey**

Comparison Group: Extra-Large Colleges in the 2016 Cohort\*

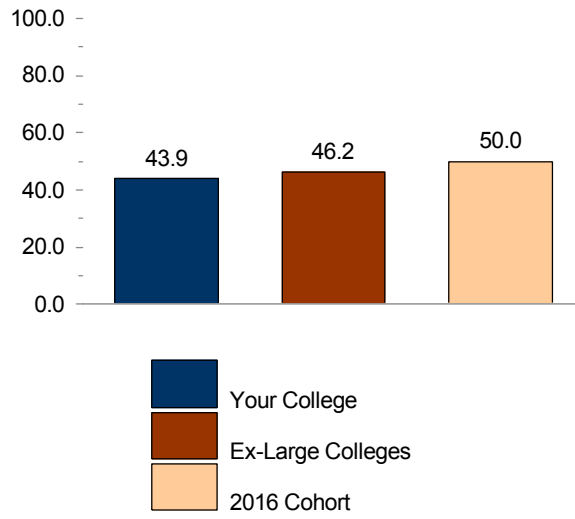
Entering Students Only

[Weighted]

Benchmark	Your College	Ex-Large Colleges		2016 Cohort	
	Score	Score	Difference	Score	Difference
Early Connections	43.9	46.2	-2.2	50.0	-6.1
High Expectations and Aspirations	44.0	49.7	-5.7	50.0	-6.0
Clear Academic Plan and Pathway	45.6	47.4	-1.8	50.0	-4.4
Effective Track to College Readiness	48.4	48.8	-0.5	50.0	-1.6
Engaged Learning	47.6	48.8	-1.3	50.0	-2.4
Academic and Social Support Network	41.5	48.0	-6.5	50.0	-8.5

\* The comparison group and cohort columns on this page INCLUDE your college.

**Survey of Entering Student Engagement**  
**Fresno City College (2016 Administration)**  
**2016 Benchmark Bar Chart - Main Survey**  
Comparison Group: Extra-Large Colleges in the 2016 Cohort\*  
Entering Students Only  
[Weighted]  
Early Connections (EARLYCON)



\* The comparison group and cohort bars on this page INCLUDE your college.

20JAN17

**Survey of Entering Student Engagement - Fresno City College (2016 Administration)**  
**2016 Benchmark Means Report - Main Survey**

Comparison Group: Extra-Large Colleges in the 2016 Cohort\*

Entering Students Only

[Weighted]

Early Connections (EARLYCON)

		Your College	Ex-Large Colleges		2016 Cohort	
Item	Variable	Mean	Mean	Effect Size**	Mean	Effect Size**
Item 18: Think about your experiences from the time of your decision to attend this college through the end of the first three weeks of your first semester/quarter.						
1 = Strongly disagree, 2 = Disagree, 3 = Neutral, 4 = Agree, 5 = Strongly agree						
18a. The very first time I came to this college I felt welcome [EARLYCON]	WELCOME	3.74	3.97	-0.30**	4.03	-0.37**
18i. The college provided me with adequate information about financial assistance (scholarships, grants, loans, etc.) [EARLYCON]	FAINFO	3.30	3.40		3.48	
18j. A college staff member helped me determine whether I qualified for financial assistance [EARLYCON]	QUALFA	3.02	2.97		3.08	
18p. At least one college staff member (other than an instructor) learned my name [EARLYCON]	CSTAFNAM	3.09	3.13		3.30	
One or more items in this benchmark are not suited to means calculations. Please see the Frequency Distribution that follows for these items.						

\* The comparison group and cohort columns on this page EXCLUDE your college.

\*\* T-test: 2-tailed

If a row contains less than 50 respondents, interpret the comparison results cautiously.

**Survey of Entering Student Engagement - Fresno City College (2016 Administration)**

**2016 Benchmark Frequency Distributions - Main Survey**

Comparison Group: Extra-Large Colleges in the 2016 Cohort\*

Entering Students Only

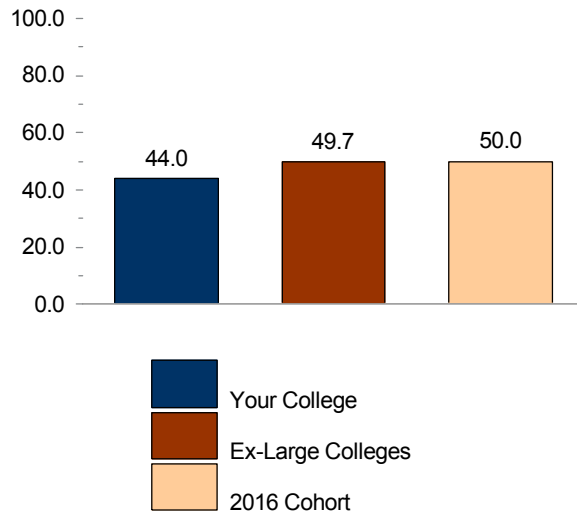
[Weighted]

Early Connections (EARLYCON)

			Your College		Ex-Large Colleges		2016 Cohort	
Item	Variable	Responses	Count	Percent	Count	Percent	Count	Percent
<b>Item 18: Think about your experiences from the time of your decision to attend this college through the end of the first three weeks of your first semester/quarter.</b>								
18a. The very first time I came to this college I felt welcome [EARLYCON]	WELCOME	Strongly disagree	12	1.4	167	0.7	673	0.6
		Disagree	24	2.9	499	2.2	1,978	1.9
		Neutral	308	36.8	5,672	24.7	22,916	22.0
		Agree	320	38.3	10,130	44.1	46,748	44.9
		Strongly agree	171	20.5	6,527	28.4	31,706	30.5
		<b>Total</b>	<b>836</b>	<b>100.0</b>	<b>22,994</b>	<b>100.0</b>	<b>104,021</b>	<b>100.0</b>
18i. The college provided me with adequate information about financial assistance (scholarships, grants, loans, etc.) [EARLYCON]	FAINFO	Strongly disagree	57	6.8	1,633	7.1	6,462	6.2
		Disagree	143	17.2	3,385	14.7	14,262	13.7
		Neutral	255	30.5	6,264	27.3	27,038	26.0
		Agree	254	30.3	7,469	32.5	35,124	33.8
		Strongly agree	126	15.1	4,216	18.4	20,947	20.2
		<b>Total</b>	<b>836</b>	<b>100.0</b>	<b>22,967</b>	<b>100.0</b>	<b>103,833</b>	<b>100.0</b>
18j. A college staff member helped me determine whether I qualified for financial assistance [EARLYCON]	QUALFA	Strongly disagree	82	9.8	2,681	11.7	10,533	10.2
		Disagree	223	26.8	6,320	27.6	26,077	25.2
		Neutral	223	26.8	5,940	25.9	27,032	26.1
		Agree	203	24.5	4,979	21.7	24,139	23.3
		Strongly agree	100	12.1	2,980	13.0	15,782	15.2
		<b>Total</b>	<b>831</b>	<b>100.0</b>	<b>22,901</b>	<b>100.0</b>	<b>103,563</b>	<b>100.0</b>
18p. At least one college staff member (other than an instructor) learned my name [EARLYCON]	CSTAFNAM	Strongly disagree	101	12.1	3,263	14.2	12,154	11.7
		Disagree	197	23.6	5,188	22.6	21,092	20.3
		Neutral	197	23.6	4,436	19.4	18,788	18.1
		Agree	207	24.8	5,317	23.2	26,411	25.5
		Strongly agree	134	16.0	4,705	20.5	25,274	24.4
		<b>Total</b>	<b>835</b>	<b>100.0</b>	<b>22,908</b>	<b>100.0</b>	<b>103,719</b>	<b>100.0</b>
<b>Item 23</b>								
23. Was a specific person assigned to you so you could see him/her each time you needed information or assistance? [EARLYCON]	ASNPERS	Yes	212	26.4	6,273	28.3	32,070	31.8
		No	589	73.6	15,870	71.7	68,736	68.2
		<b>Total</b>	<b>801</b>	<b>100.0</b>	<b>22,143</b>	<b>100.0</b>	<b>100,805</b>	<b>100.0</b>

\* The comparison group and cohort columns on this page EXCLUDE your college.

**Survey of Entering Student Engagement  
Fresno City College (2016 Administration)  
2016 Benchmark Bar Chart - Main Survey**  
Comparison Group: Extra-Large Colleges in the 2016 Cohort\*  
Entering Students Only  
[Weighted]  
High Expectations and Aspirations (HIEXPACT)



\* The comparison group and cohort bars on this page INCLUDE your college.

20JAN17

**Survey of Entering Student Engagement - Fresno City College (2016 Administration)**  
**2016 Benchmark Means Report - Main Survey**

Comparison Group: Extra-Large Colleges in the 2016 Cohort\*

Entering Students Only

[Weighted]

High Expectations and Aspirations (HIEXPECT)

		Your College	Ex-Large Colleges		2016 Cohort	
Item	Variable	Mean	Mean	Effect Size**	Mean	Effect Size**
Item 18: Think about your experiences from the time of your decision to attend this college through the end of the first three weeks of your first semester/quarter.						
1 = Strongly disagree, 2 = Disagree, 3 = Neutral, 4 = Agree, 5 = Strongly agree						
18b. The instructors at this college want me to succeed [HIEXPECT]	WNTSCCD	4.07	4.26	-0.28**	4.29	-0.33**
18t. I have the motivation to do what it takes to succeed in college [HIEXPECT]	ITTAKES	4.22	4.39	-0.23**	4.39	-0.23**
18u. I am prepared academically to succeed in college [HIEXPECT]	ACPRPRD	4.15	4.29		4.28	
Item 19: During the first three weeks of your first semester/quarter at this college, about how often did you do the following?						
1 = Never, 2 = Once, 3 = Two or three times, 4 = Four or more times						
19c. Turn in an assignment late [HIEXPECT]	LATETURN	1.45	1.42		1.45	
19d. Not turn in an assignment [HIEXPECT]	NOTTURN	1.54	1.40	0.21**	1.39	0.22**
19f. Come to class without completing readings or assignments [HIEXPECT]	NOTCOMPL	1.63	1.59		1.60	
19s. Skip class [HIEXPECT]	SKIPCL	1.37	1.31		1.32	

\* The comparison group and cohort columns on this page EXCLUDE your college.

\*\* T-test: 2-tailed

If a row contains less than 50 respondents, interpret the comparison results cautiously.

**Survey of Entering Student Engagement - Fresno City College (2016 Administration)**

**2016 Benchmark Frequency Distributions - Main Survey**

Comparison Group: Extra-Large Colleges in the 2016 Cohort\*

Entering Students Only

[Weighted]

High Expectations and Aspirations (HIEEXPECT)

			Your College		Ex-Large Colleges		2016 Cohort	
Item	Variable	Responses	Count	Percent	Count	Percent	Count	Percent
<b>Item 18: Think about your experiences from the time of your decision to attend this college through the end of the first three weeks of your first semester/quarter.</b>								
18b. The instructors at this college want me to succeed [HIEEXPECT]	WNTSCCD	Strongly disagree	2	0.2	42	0.2	183	0.2
		Disagree	9	1.1	161	0.7	642	0.6
		Neutral	172	20.7	2,778	12.1	11,573	11.2
		Agree	397	47.7	10,679	46.7	47,356	45.8
		Strongly agree	253	30.4	9,217	40.3	43,700	42.2
		<b>Total</b>	<b>833</b>	<b>100.0</b>	<b>22,876</b>	<b>100.0</b>	<b>103,454</b>	<b>100.0</b>
18t. I have the motivation to do what it takes to succeed in college [HIEEXPECT]	ITTAKES	Strongly disagree	9	1.0	116	0.5	511	0.5
		Disagree	18	2.2	331	1.4	1,398	1.3
		Neutral	131	15.7	2,200	9.6	9,971	9.6
		Agree	302	36.2	8,202	35.8	37,352	36.1
		Strongly agree	373	44.8	12,037	52.6	54,335	52.5
		<b>Total</b>	<b>832</b>	<b>100.0</b>	<b>22,886</b>	<b>100.0</b>	<b>103,567</b>	<b>100.0</b>
18u. I am prepared academically to succeed in college [HIEEXPECT]	ACPRPRD	Strongly disagree	8	1.0	110	0.5	525	0.5
		Disagree	10	1.2	338	1.5	1,584	1.5
		Neutral	156	18.7	2,932	12.8	13,512	13.0
		Agree	340	40.7	8,949	39.0	40,814	39.3
		Strongly agree	322	38.5	10,639	46.3	47,386	45.6
		<b>Total</b>	<b>836</b>	<b>100.0</b>	<b>22,968</b>	<b>100.0</b>	<b>103,822</b>	<b>100.0</b>
<b>Item 19: During the first three weeks of your first semester/quarter at this college, about how often did you do the following?</b>								
19c. Turn in an assignment late [HIEEXPECT]	LATETURN	Never	548	65.0	15,505	67.5	68,265	65.4
		Once	213	25.3	5,582	24.3	26,537	25.4
		Two or three times	77	9.1	1,640	7.1	8,301	8.0
		Four or more times	6	0.7	242	1.1	1,220	1.2
		<b>Total</b>	<b>844</b>	<b>100.0</b>	<b>22,969</b>	<b>100.0</b>	<b>104,322</b>	<b>100.0</b>
19d. Not turn in an assignment [HIEEXPECT]	NOTTURN	Never	496	60.2	15,834	70.1	72,829	71.1
		Once	229	27.9	4,860	21.5	21,004	20.5
		Two or three times	80	9.7	1,516	6.7	6,839	6.7
		Four or more times	18	2.2	376	1.7	1,740	1.7
		<b>Total</b>	<b>823</b>	<b>100.0</b>	<b>22,586</b>	<b>100.0</b>	<b>102,412</b>	<b>100.0</b>
19f. Come to class without completing readings or assignments [HIEEXPECT]	NOTCOMPL	Never	462	54.8	13,248	57.6	59,601	57.1
		Once	254	30.2	6,566	28.5	30,074	28.8
		Two or three times	106	12.5	2,568	11.2	11,896	11.4
		Four or more times	20	2.4	632	2.7	2,862	2.7
		<b>Total</b>	<b>842</b>	<b>100.0</b>	<b>23,013</b>	<b>100.0</b>	<b>104,433</b>	<b>100.0</b>

\* The comparison group and cohort columns on this page EXCLUDE your college.

**Survey of Entering Student Engagement - Fresno City College (2016 Administration)**

**2016 Benchmark Frequency Distributions - Main Survey**

Comparison Group: Extra-Large Colleges in the 2016 Cohort\*

Entering Students Only

[Weighted]

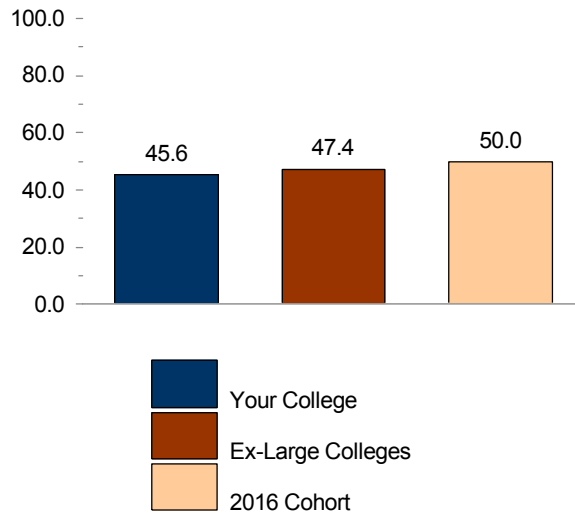
High Expectations and Aspirations (HIEEXPECT)

			Your College		Ex-Large Colleges		2016 Cohort	
Item	Variable	Responses	Count	Percent	Count	Percent	Count	Percent
Item 19: During the first three weeks of your first semester/quarter at this college, about how often did you do the following?								
19s. Skip class [HIEEXPECT]	SKIPCL	Never	603	71.7	17,809	77.2	79,813	76.3
		Once	176	20.9	3,647	15.8	17,141	16.4
		Two or three times	49	5.8	1,354	5.9	6,414	6.1
		Four or more times	13	1.6	247	1.1	1,269	1.2
		Total	840	100.0	23,056	100.0	104,637	100.0

\* The comparison group and cohort columns on this page EXCLUDE your college.



**Survey of Entering Student Engagement**  
**Fresno City College (2016 Administration)**  
**2016 Benchmark Bar Chart - Main Survey**  
Comparison Group: Extra-Large Colleges in the 2016 Cohort\*  
Entering Students Only  
[Weighted]  
Clear Academic Plan and Pathway (ACADPLAN)



\* The comparison group and cohort bars on this page INCLUDE your college.

20JAN17

**Survey of Entering Student Engagement - Fresno City College (2016 Administration)**  
**2016 Benchmark Means Report - Main Survey**

Comparison Group: Extra-Large Colleges in the 2016 Cohort\*

Entering Students Only

[Weighted]

Clear Academic Plan and Pathway (ACADPLAN)

		Your College	Ex-Large Colleges		2016 Cohort	
Item	Variable	Mean	Mean	Effect Size**	Mean	Effect Size**
Item 18: Think about your experiences from the time of your decision to attend this college through the end of the first three weeks of your first semester/quarter.						
1 = Strongly disagree, 2 = Disagree, 3 = Neutral, 4 = Agree, 5 = Strongly agree						
18d. I was able to meet with an academic advisor at times convenient for me [ACADPLAN]	AACONTIM	3.42	3.73	-0.33**	3.81	-0.42**
18e. An advisor helped me to select a course of study, program, or major [ACADPLAN]	AASELMAJ	3.58	3.66		3.73	
18f. An advisor helped me to set academic goals and to create a plan for achieving them [ACADPLAN]	ACADGOAL	3.46	3.31		3.35	
18g. An advisor helped me to identify the courses I needed to take during my first semester/quarter [ACADPLAN]	CRSADV	3.84	3.87		3.94	
18h. A college staff member talked with me about my commitments outside of school (work, children, dependents, etc.) to help me figure out how many courses to take [ACADPLAN]	OSCOMM	2.72	2.82		2.92	

\* The comparison group and cohort columns on this page EXCLUDE your college.

\*\* T-test: 2-tailed

If a row contains less than 50 respondents, interpret the comparison results cautiously.

**Survey of Entering Student Engagement - Fresno City College (2016 Administration)**

**2016 Benchmark Frequency Distributions - Main Survey**

Comparison Group: Extra-Large Colleges in the 2016 Cohort\*

Entering Students Only

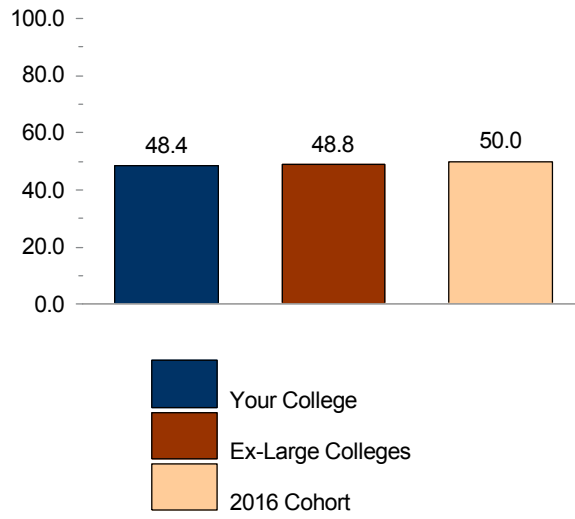
[Weighted]

Clear Academic Plan and Pathway (ACADPLAN)

			Your College		Ex-Large Colleges		2016 Cohort	
Item	Variable	Responses	Count	Percent	Count	Percent	Count	Percent
Item 18: Think about your experiences from the time of your decision to attend this college through the end of the first three weeks of your first semester/quarter.								
18d. I was able to meet with an academic advisor at times convenient for me [ACADPLAN]	AACONTIM	Strongly disagree	25	3.0	625	2.7	2,361	2.3
		Disagree	115	14.0	1,936	8.5	7,160	6.9
		Neutral	305	37.1	5,886	25.8	25,255	24.5
		Agree	247	30.1	8,773	38.5	40,994	39.8
		Strongly agree	129	15.7	5,553	24.4	27,304	26.5
		<b>Total</b>	<b>821</b>	<b>100.0</b>	<b>22,773</b>	<b>100.0</b>	<b>103,076</b>	<b>100.0</b>
18e. An advisor helped me to select a course of study, program, or major [ACADPLAN]	AASELMAJ	Strongly disagree	40	4.8	1,195	5.2	4,764	4.6
		Disagree	105	12.5	3,057	13.3	12,569	12.1
		Neutral	198	23.7	4,410	19.2	19,062	18.4
		Agree	319	38.2	7,998	34.8	36,827	35.5
		Strongly agree	174	20.8	6,297	27.4	30,613	29.5
		<b>Total</b>	<b>836</b>	<b>100.0</b>	<b>22,956</b>	<b>100.0</b>	<b>103,835</b>	<b>100.0</b>
18f. An advisor helped me to set academic goals and to create a plan for achieving them [ACADPLAN]	ACADGOAL	Strongly disagree	48	5.7	1,531	6.7	6,209	6.0
		Disagree	129	15.5	4,512	19.7	19,562	18.9
		Neutral	220	26.5	6,465	28.2	29,675	28.6
		Agree	268	32.2	6,069	26.5	28,093	27.1
		Strongly agree	168	20.1	4,335	18.9	20,070	19.4
		<b>Total</b>	<b>832</b>	<b>100.0</b>	<b>22,912</b>	<b>100.0</b>	<b>103,610</b>	<b>100.0</b>
18g. An advisor helped me to identify the courses I needed to take during my first semester/quarter [ACADPLAN]	CRSADV	Strongly disagree	35	4.3	951	4.1	3,595	3.5
		Disagree	60	7.2	2,075	9.0	8,047	7.8
		Neutral	140	16.8	3,247	14.1	14,255	13.7
		Agree	368	44.1	9,531	41.5	43,136	41.6
		Strongly agree	231	27.7	7,152	31.2	34,775	33.5
		<b>Total</b>	<b>834</b>	<b>100.0</b>	<b>22,958</b>	<b>100.0</b>	<b>103,807</b>	<b>100.0</b>
18h. A college staff member talked with me about my commitments outside of school (work, children, dependents, etc.) to help me figure out how many courses to take [ACADPLAN]	OSCOMM	Strongly disagree	118	14.2	3,067	13.4	12,203	11.8
		Disagree	270	32.3	7,399	32.2	31,184	30.0
		Neutral	245	29.4	5,638	24.5	26,290	25.3
		Agree	131	15.6	4,317	18.8	20,754	20.0
		Strongly agree	71	8.5	2,547	11.1	13,391	12.9
		<b>Total</b>	<b>836</b>	<b>100.0</b>	<b>22,968</b>	<b>100.0</b>	<b>103,822</b>	<b>100.0</b>

\* The comparison group and cohort columns on this page EXCLUDE your college.

**Survey of Entering Student Engagement**  
**Fresno City College (2016 Administration)**  
**2016 Benchmark Bar Chart - Main Survey**  
Comparison Group: Extra-Large Colleges in the 2016 Cohort\*  
Entering Students Only  
[Weighted]  
Effective Track to College Readiness (COLLREAD)



\* The comparison group and cohort bars on this page INCLUDE your college.

20JAN17

**Survey of Entering Student Engagement - Fresno City College (2016 Administration)**  
**2016 Benchmark Means Report - Main Survey**

Comparison Group: Extra-Large Colleges in the 2016 Cohort\*

Entering Students Only

[Weighted]

Effective Track to College Readiness (COLLREAD)

		Your College	Ex-Large Colleges		2016 Cohort	
Item	Variable	Mean	Mean	Effect Size**	Mean	Effect Size**
Item 21: Think about your experiences from the time of your decision to attend this college through the end of the first three weeks of your first semester/quarter. Within a class, or through another experience at this college:						
1 = Strongly disagree, 2 = Disagree, 3 = Neutral, 4 = Agree, 5 = Strongly agree						
21a. I learned to improve my study skills (listening, note taking, highlighting readings, working with others, etc.) [COLLREAD]	LNDSTUDY	3.94	4.00		4.01	
21b. I learned to understand my academic strengths and weaknesses [COLLREAD]	LNDACAWK	3.86	3.95		3.96	
21c. I learned skills and strategies to improve my test-taking ability [COLLREAD]	LNSDKLLS	3.70	3.65		3.66	
One or more items in this benchmark are not suited to means calculations. Please see the Frequency Distribution that follows for these items.						

\* The comparison group and cohort columns on this page EXCLUDE your college.

\*\* T-test: 2-tailed

If a row contains less than 50 respondents, interpret the comparison results cautiously.

**Survey of Entering Student Engagement - Fresno City College (2016 Administration)**

**2016 Benchmark Frequency Distributions - Main Survey**

Comparison Group: Extra-Large Colleges in the 2016 Cohort\*

Entering Students Only

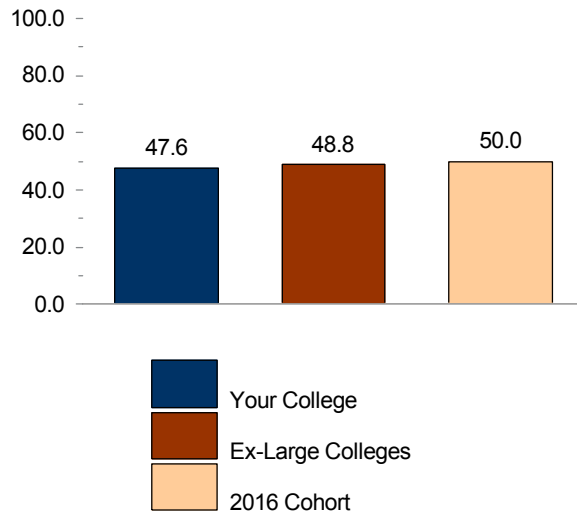
[Weighted]

Effective Track to College Readiness (COLLREAD)

Item	Variable	Responses	Your College		Ex-Large Colleges		2016 Cohort	
			Count	Percent	Count	Percent	Count	Percent
Item 12: Think about your experiences from the time of your decision to attend this college through the end of the first three weeks of your first semester/quarter.								
12a. Before I could register for classes, I was required to take a placement test (COMPASS, ASSET, ACCUPLACER, SAT, ACT, etc.) to assess my skills in reading, writing, and/or math [COLLREAD]	REQPTST	Yes	680	81.8	18,567	81.3	86,649	83.9
		No	151	18.2	4,270	18.7	16,643	16.1
		<b>Total</b>	<b>831</b>	<b>100.0</b>	<b>22,837</b>	<b>100.0</b>	<b>103,292</b>	<b>100.0</b>
12b. I took a placement test (COMPASS, ASSET, ACCUPLACER, SAT, ACT, etc.) [COLLREAD]	TKPTST	Yes	689	85.5	19,053	85.8	88,779	88.1
		No	116	14.5	3,162	14.2	11,979	11.9
		<b>Total</b>	<b>805</b>	<b>100.0</b>	<b>22,216</b>	<b>100.0</b>	<b>100,757</b>	<b>100.0</b>
Item 14								
14. This college required me to enroll in classes indicated by my placement test scores during my first semester/quarter [COLLREAD]	REQCLASS	Yes	572	69.4	15,359	67.5	70,485	68.5
		No	252	30.6	7,407	32.5	32,439	31.5
		<b>Total</b>	<b>823</b>	<b>100.0</b>	<b>22,766</b>	<b>100.0</b>	<b>102,925</b>	<b>100.0</b>
Item 21: Think about your experiences from the time of your decision to attend this college through the end of the first three weeks of your first semester/quarter. Within a class, or through another experience at this college:								
21a. I learned to improve my study skills (listening, note taking, highlighting readings, working with others, etc.) [COLLREAD]	LNDSTUDY	Strongly disagree	7	0.8	334	1.5	1,481	1.4
		Disagree	29	3.6	881	3.8	3,950	3.8
		Neutral	202	24.4	4,584	20.0	20,545	19.7
		Agree	361	43.6	9,664	42.2	43,705	42.0
		Strongly agree	228	27.6	7,423	32.4	34,384	33.0
		<b>Total</b>	<b>827</b>	<b>100.0</b>	<b>22,885</b>	<b>100.0</b>	<b>104,065</b>	<b>100.0</b>
21b. I learned to understand my academic strengths and weaknesses [COLLREAD]	LNDACAWK	Strongly disagree	9	1.1	278	1.2	1,245	1.2
		Disagree	36	4.4	892	3.9	3,880	3.7
		Neutral	220	26.7	5,140	22.5	22,941	22.1
		Agree	355	43.0	10,023	43.9	45,579	43.9
		Strongly agree	205	24.9	6,519	28.5	30,295	29.1
		<b>Total</b>	<b>825</b>	<b>100.0</b>	<b>22,852</b>	<b>100.0</b>	<b>103,940</b>	<b>100.0</b>
21c. I learned skills and strategies to improve my test-taking ability [COLLREAD]	LNDKLLS	Strongly disagree	12	1.4	619	2.7	2,744	2.6
		Disagree	65	7.9	2,255	9.9	10,087	9.7
		Neutral	276	33.4	7,085	31.0	32,183	31.0
		Agree	278	33.6	7,524	32.9	33,753	32.5
		Strongly agree	195	23.6	5,386	23.6	25,214	24.2
		<b>Total</b>	<b>825</b>	<b>100.0</b>	<b>22,869</b>	<b>100.0</b>	<b>103,981</b>	<b>100.0</b>

\* The comparison group and cohort columns on this page EXCLUDE your college.

**Survey of Entering Student Engagement**  
**Fresno City College (2016 Administration)**  
**2016 Benchmark Bar Chart - Main Survey**  
Comparison Group: Extra-Large Colleges in the 2016 Cohort\*  
Entering Students Only  
[Weighted]  
Engaged Learning (ENGAGLRN)



\* The comparison group and cohort bars on this page INCLUDE your college.

20JAN17

**Survey of Entering Student Engagement - Fresno City College (2016 Administration)  
2016 Benchmark Means Report - Main Survey**

Comparison Group: Extra-Large Colleges in the 2016 Cohort\*

Entering Students Only

[Weighted]

Engaged Learning (ENGAGLRN)

		Your College	Ex-Large Colleges		2016 Cohort	
Item	Variable	Mean	Mean	Effect Size**	Mean	Effect Size**
<b>Item 19: During the first three weeks of your first semester/quarter at this college, about how often did you do the following?</b>						
1 = Never, 2 = Once, 3 = Two or three times, 4 = Four or more times						
19a. Ask questions in class or contribute to class discussions [ENGAGLRN]	ASKQUES	2.57	2.76	-0.23**	2.80	-0.28**
19b. Prepare at least two drafts of a paper or assignment before turning it in [ENGAGLRN]	PREPDRFT	2.12	2.13		2.12	
19e. Participate in supplemental instruction (extra class sessions with an instructor, tutor, or experienced student) [ENGAGLRN]	SUPINSTR	1.66	1.54		1.54	
19g. Work with other students on a project or assignment during class [ENGAGLRN]	PINCLASS	2.46	2.43		2.47	
19h. Work with classmates outside of class on class projects or assignments [ENGAGLRN]	PREPOUTC	1.58	1.56		1.59	
19i. Participate in a required study group outside of class [ENGAGLRN]	GRPSTUDY	1.39	1.29		1.30	
19j. Participate in a student-initiated (not required) study group outside of class [ENGAGLRN]	NRGSTUDY	1.31	1.30		1.30	
19k. Use an electronic tool (e-mail, text messaging, Facebook, MySpace, class Web site, etc.) to communicate with another student about coursework [ENGAGLRN]	USEINTMG	2.25	2.15		2.16	
19l. Use an electronic tool (e-mail, text messaging, Facebook, MySpace, class Web site, etc.) to communicate with an instructor about coursework [ENGAGLRN]	MAILFAC	2.12	2.19		2.25	
19m. Discuss an assignment or grade with an instructor [ENGAGLRN]	FACASSN	1.91	2.04		2.07	
19n. Ask for help from an instructor regarding questions or problems related to a class [ENGAGLRN]	CLASSREL	2.24	2.32		2.34	
19o. Receive prompt written or oral feedback from instructors on your performance [ENGAGLRN]	FEEDBACK	2.16	2.30		2.34	
19q. Discuss ideas from your readings or classes with instructors outside of class [ENGAGLRN]	FACIDOC	1.52	1.56		1.58	
<b>Item 20.2: Think about your experiences from the time of your decision to attend this college through the end of the first three weeks of your first semester/quarter. How often did you use the following services?</b>						
1 = Never, 2 = Once, 3 = Two or three times, 4 = Four or more times						
20.2d. Face-to-face tutoring [ENGAGLRN]	FFTUSE	1.48	1.29	0.29**	1.30	0.27**
20.2f. Writing, math, or other skill lab [ENGAGLRN]	SKLABUSE	1.55	1.69		1.70	
20.2h. Computer lab [ENGAGLRN]	COMLBUSE	1.90	2.00		2.06	

\* The comparison group and cohort columns on this page EXCLUDE your college.

\*\* T-test: 2-tailed

If a row contains less than 50 respondents, interpret the comparison results cautiously.



**Survey of Entering Student Engagement - Fresno City College (2016 Administration)**

**2016 Benchmark Frequency Distributions - Main Survey**

Comparison Group: Extra-Large Colleges in the 2016 Cohort\*

Entering Students Only

[Weighted]

Engaged Learning (ENGAGLRN)

			Your College		Ex-Large Colleges		2016 Cohort	
Item	Variable	Responses	Count	Percent	Count	Percent	Count	Percent
<b>Item 19: During the first three weeks of your first semester/quarter at this college, about how often did you do the following?</b>								
19a. Ask questions in class or contribute to class discussions [ENGAGLRN]	ASKQUES	Never	110	13.1	2,051	8.9	8,948	8.5
		Once	280	33.1	6,003	26.0	25,164	24.0
		Two or three times	320	37.9	10,409	45.1	48,180	46.0
		Four or more times	135	16.0	4,632	20.1	22,520	21.5
		<b>Total</b>	<b>845</b>	<b>100.0</b>	<b>23,094</b>	<b>100.0</b>	<b>104,812</b>	<b>100.0</b>
19b. Prepare at least two drafts of a paper or assignment before turning it in [ENGAGLRN]	PREPDRFT	Never	233	27.6	6,475	28.3	30,405	29.3
		Once	333	39.5	8,436	36.8	37,492	36.1
		Two or three times	224	26.5	6,574	28.7	29,444	28.3
		Four or more times	54	6.4	1,430	6.2	6,580	6.3
		<b>Total</b>	<b>843</b>	<b>100.0</b>	<b>22,915</b>	<b>100.0</b>	<b>103,920</b>	<b>100.0</b>
19e. Participate in supplemental instruction (extra class sessions with an instructor, tutor, or experienced student) [ENGAGLRN]	SUPINSTR	Never	495	58.4	15,320	66.4	70,178	67.0
		Once	192	22.7	4,066	17.6	17,814	17.0
		Two or three times	111	13.0	2,627	11.4	11,805	11.3
		Four or more times	50	5.9	1,071	4.6	4,938	4.7
		<b>Total</b>	<b>847</b>	<b>100.0</b>	<b>23,084</b>	<b>100.0</b>	<b>104,735</b>	<b>100.0</b>
19g. Work with other students on a project or assignment during class [ENGAGLRN]	PINCLASS	Never	168	19.9	5,011	21.7	21,613	20.6
		Once	235	27.9	6,260	27.1	27,864	26.6
		Two or three times	321	38.1	8,677	37.6	39,914	38.1
		Four or more times	119	14.2	3,129	13.6	15,305	14.6
		<b>Total</b>	<b>844</b>	<b>100.0</b>	<b>23,077</b>	<b>100.0</b>	<b>104,696</b>	<b>100.0</b>
19h. Work with classmates outside of class on class projects or assignments [ENGAGLRN]	PREPOUTC	Never	529	62.9	14,803	64.4	66,026	63.4
		Once	176	20.9	4,431	19.3	19,930	19.1
		Two or three times	101	12.0	2,845	12.4	13,426	12.9
		Four or more times	36	4.3	894	3.9	4,801	4.6
		<b>Total</b>	<b>842</b>	<b>100.0</b>	<b>22,973</b>	<b>100.0</b>	<b>104,182</b>	<b>100.0</b>
19i. Participate in a required study group outside of class [ENGAGLRN]	GRPSTUDY	Never	633	74.9	18,703	81.2	85,238	81.4
		Once	120	14.1	2,475	10.7	10,613	10.1
		Two or three times	69	8.1	1,346	5.8	6,207	5.9
		Four or more times	24	2.8	523	2.3	2,635	2.5
		<b>Total</b>	<b>846</b>	<b>100.0</b>	<b>23,047</b>	<b>100.0</b>	<b>104,693</b>	<b>100.0</b>
19j. Participate in a student-initiated (not required) study group outside of class [ENGAGLRN]	NRGSTUDY	Never	661	79.0	18,480	80.5	84,486	81.1
		Once	109	13.0	2,550	11.1	11,011	10.6
		Two or three times	52	6.2	1,331	5.8	6,161	5.9
		Four or more times	15	1.8	590	2.6	2,563	2.5
		<b>Total</b>	<b>837</b>	<b>100.0</b>	<b>22,952</b>	<b>100.0</b>	<b>104,220</b>	<b>100.0</b>

\* The comparison group and cohort columns on this page EXCLUDE your college.

**Survey of Entering Student Engagement - Fresno City College (2016 Administration)**  
**2016 Benchmark Frequency Distributions - Main Survey**

Comparison Group: Extra-Large Colleges in the 2016 Cohort\*

Entering Students Only

[Weighted]

Engaged Learning (ENGAGLRN)

Item	Variable	Responses	Your College		Ex-Large Colleges		2016 Cohort	
			Count	Percent	Count	Percent	Count	Percent
<b>Item 19: During the first three weeks of your first semester/quarter at this college, about how often did you do the following?</b>								
19k. Use an electronic tool (e-mail, text messaging, Facebook, MySpace, class Web site, etc.) to communicate with another student about coursework [ENGAGLRN]	USEINTMG	Never	284	33.6	9,133	39.6	41,110	39.2
		Once	215	25.5	5,219	22.6	23,390	22.3
		Two or three times	198	23.4	4,950	21.5	22,803	21.8
		Four or more times	147	17.4	3,767	16.3	17,448	16.7
		<b>Total</b>	<b>844</b>	<b>100.0</b>	<b>23,068</b>	<b>100.0</b>	<b>104,752</b>	<b>100.0</b>
19l. Use an electronic tool (e-mail, text messaging, Facebook, MySpace, class Web site, etc.) to communicate with an instructor about coursework [ENGAGLRN]	MAILFAC	Never	300	35.5	7,571	33.0	32,485	31.2
		Once	249	29.6	6,430	28.0	28,523	27.4
		Two or three times	188	22.3	5,921	25.8	28,118	27.0
		Four or more times	106	12.6	3,041	13.2	15,140	14.5
		<b>Total</b>	<b>843</b>	<b>100.0</b>	<b>22,964</b>	<b>100.0</b>	<b>104,266</b>	<b>100.0</b>
19m. Discuss an assignment or grade with an instructor [ENGAGLRN]	FACASSN	Never	344	40.7	7,861	34.2	34,409	32.9
		Once	285	33.7	8,015	34.8	36,414	34.8
		Two or three times	164	19.4	5,532	24.0	26,199	25.1
		Four or more times	53	6.3	1,602	7.0	7,523	7.2
		<b>Total</b>	<b>846</b>	<b>100.0</b>	<b>23,010</b>	<b>100.0</b>	<b>104,544</b>	<b>100.0</b>
19n. Ask for help from an instructor regarding questions or problems related to a class [ENGAGLRN]	CLASSREL	Never	213	25.2	5,402	23.6	24,151	23.1
		Once	302	35.7	7,505	32.7	33,181	31.8
		Two or three times	245	29.0	7,418	32.3	34,728	33.3
		Four or more times	86	10.1	2,612	11.4	12,311	11.8
		<b>Total</b>	<b>845</b>	<b>100.0</b>	<b>22,937</b>	<b>100.0</b>	<b>104,371</b>	<b>100.0</b>
19o. Receive prompt written or oral feedback from instructors on your performance [ENGAGLRN]	FEEDBACK	Never	284	33.7	5,936	25.9	25,601	24.5
		Once	237	28.1	6,909	30.1	30,720	29.4
		Two or three times	227	26.9	7,366	32.1	34,485	33.0
		Four or more times	95	11.3	2,719	11.9	13,559	13.0
		<b>Total</b>	<b>843</b>	<b>100.0</b>	<b>22,929</b>	<b>100.0</b>	<b>104,365</b>	<b>100.0</b>
19q. Discuss ideas from your readings or classes with instructors outside of class [ENGAGLRN]	FACIDOC	Never	571	67.8	14,962	65.0	66,783	63.9
		Once	142	16.9	4,385	19.0	20,327	19.4
		Two or three times	91	10.8	2,566	11.1	12,397	11.9
		Four or more times	38	4.5	1,112	4.8	5,040	4.8
		<b>Total</b>	<b>842</b>	<b>100.0</b>	<b>23,025</b>	<b>100.0</b>	<b>104,547</b>	<b>100.0</b>
<b>Item 20.2: Think about your experiences from the time of your decision to attend this college through the end of the first three weeks of your first semester/quarter. How often did you use the following services?</b>								
20.2d. Face-to-face tutoring [ENGAGLRN]	FFTUSE	Never	574	71.9	18,248	82.2	82,567	82.2
		Once	113	14.2	2,170	9.8	9,404	9.4
		Two or three times	61	7.6	1,144	5.2	5,170	5.1
		Four or more times	50	6.3	638	2.9	3,315	3.3
		<b>Total</b>	<b>799</b>	<b>100.0</b>	<b>22,200</b>	<b>100.0</b>	<b>100,456</b>	<b>100.0</b>

\* The comparison group and cohort columns on this page EXCLUDE your college.

**Survey of Entering Student Engagement - Fresno City College (2016 Administration)**

**2016 Benchmark Frequency Distributions - Main Survey**

Comparison Group: Extra-Large Colleges in the 2016 Cohort\*

Entering Students Only

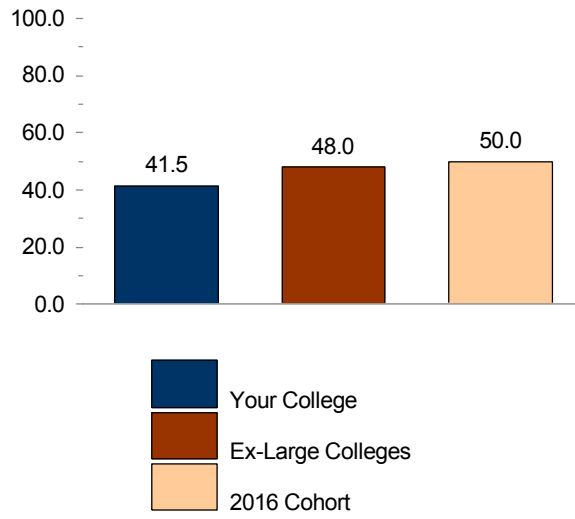
[Weighted]

Engaged Learning (ENGAGLRN)

			Your College		Ex-Large Colleges		2016 Cohort	
Item	Variable	Responses	Count	Percent	Count	Percent	Count	Percent
Item 20.2: Think about your experiences from the time of your decision to attend this college through the end of the first three weeks of your first semester/quarter. How often did you use the following services?								
20.2f. Writing, math, or other skill lab [ENGAGLRN]	SKLABUSE	Never	533	67.8	14,046	63.6	64,447	64.6
		Once	130	16.6	3,253	14.7	12,715	12.7
		Two or three times	69	8.8	2,302	10.4	10,348	10.4
		Four or more times	54	6.9	2,494	11.3	12,251	12.3
		Total	786	100.0	22,094	100.0	99,761	100.0
20.2h. Computer lab [ENGAGLRN]	COMLBUSE	Never	410	51.2	10,743	48.3	46,986	46.7
		Once	164	20.4	4,188	18.8	18,496	18.4
		Two or three times	126	15.7	3,784	17.0	17,467	17.3
		Four or more times	102	12.7	3,514	15.8	17,740	17.6
		Total	800	100.0	22,230	100.0	100,689	100.0

\* The comparison group and cohort columns on this page EXCLUDE your college.

**Survey of Entering Student Engagement**  
**Fresno City College (2016 Administration)**  
**2016 Benchmark Bar Chart - Main Survey**  
Comparison Group: Extra-Large Colleges in the 2016 Cohort\*  
Entering Students Only  
[Weighted]  
Academic and Social Support (ACSOCSUP)



\* The comparison group and cohort bars on this page INCLUDE your college.

20JAN17

**Survey of Entering Student Engagement - Fresno City College (2016 Administration)**  
**2016 Benchmark Means Report - Main Survey**

Comparison Group: Extra-Large Colleges in the 2016 Cohort\*

Entering Students Only

[Weighted]

Academic and Social Support (ACSOCSUP)

		Your College	Ex-Large Colleges		2016 Cohort	
Item	Variable	Mean	Mean	Effect Size**	Mean	Effect Size**
Item 18: Think about your experiences from the time of your decision to attend this college through the end of the first three weeks of your first semester/quarter.						
1 = Strongly disagree, 2 = Disagree, 3 = Neutral, 4 = Agree, 5 = Strongly agree						
18l. All instructors clearly explained academic and student support services available at this college [ACSOCSUP]	RESOURCE	3.65	3.88	-0.25**	3.90	-0.27**
18m. All instructors clearly explained course grading policies [ACSOCSUP]	GRADEPOL	4.14	4.26		4.26	
18n. All instructors clearly explained course syllabi (syllabuses) [ACSOCSUP]	SYLLABI	4.24	4.36		4.37	
18o. I knew how to get in touch with my instructors outside of class [ACSOCSUP]	FACMEET	4.14	4.28		4.30	-0.21**
18q. At least one other student whom I didn't previously know learned my name [ACSOCSUP]	OSTUDNAM	3.95	4.05		4.11	
18r. At least one instructor learned my name [ACSOCSUP]	FACNAM	3.90	4.14	-0.26**	4.25	-0.41**
18s. I learned the name of at least one other student in most of my classes [ACSOCSUP]	STUNAM	4.02	4.16		4.23	-0.25**

\* The comparison group and cohort columns on this page EXCLUDE your college.

\*\* T-test: 2-tailed

If a row contains less than 50 respondents, interpret the comparison results cautiously.

**Survey of Entering Student Engagement - Fresno City College (2016 Administration)**

**2016 Benchmark Frequency Distributions - Main Survey**

Comparison Group: Extra-Large Colleges in the 2016 Cohort\*

Entering Students Only

[Weighted]

Academic and Social Support (ACSOCSUP)

			Your College		Ex-Large Colleges		2016 Cohort	
Item	Variable	Responses	Count	Percent	Count	Percent	Count	Percent
Item 18: Think about your experiences from the time of your decision to attend this college through the end of the first three weeks of your first semester/quarter.								
18l. All instructors clearly explained academic and student support services available at this college [ACSOCSUP]	RESOURCE	Strongly disagree	12	1.4	401	1.8	1,768	1.7
		Disagree	82	9.9	1,672	7.3	7,251	7.0
		Neutral	243	29.2	4,517	19.7	20,054	19.4
		Agree	343	41.2	9,969	43.5	44,960	43.4
		Strongly agree	152	18.2	6,341	27.7	29,570	28.5
		<b>Total</b>	<b>833</b>	<b>100.0</b>	<b>22,900</b>	<b>100.0</b>	<b>103,604</b>	<b>100.0</b>
18m. All instructors clearly explained course grading policies [ACSOCSUP]	GRADEPOL	Strongly disagree	5	0.6	126	0.6	586	0.6
		Disagree	24	2.9	512	2.2	2,365	2.3
		Neutral	111	13.4	2,138	9.3	9,567	9.2
		Agree	394	47.5	10,636	46.4	47,735	46.0
		Strongly agree	295	35.6	9,524	41.5	43,441	41.9
		<b>Total</b>	<b>830</b>	<b>100.0</b>	<b>22,938</b>	<b>100.0</b>	<b>103,693</b>	<b>100.0</b>
18n. All instructors clearly explained course syllabi (syllabuses) [ACSOCSUP]	SYLLABI	Strongly disagree	2	0.2	80	0.4	406	0.4
		Disagree	11	1.3	402	1.8	1,704	1.6
		Neutral	110	13.3	1,595	7.0	7,145	6.9
		Agree	366	44.1	9,874	43.1	44,487	43.0
		Strongly agree	341	41.1	10,937	47.8	49,786	48.1
		<b>Total</b>	<b>830</b>	<b>100.0</b>	<b>22,888</b>	<b>100.0</b>	<b>103,529</b>	<b>100.0</b>
18o. I knew how to get in touch with my instructors outside of class [ACSOCSUP]	FACMEET	Strongly disagree	6	0.7	132	0.6	598	0.6
		Disagree	22	2.6	566	2.5	2,243	2.2
		Neutral	130	15.5	2,092	9.1	9,158	8.8
		Agree	369	44.3	10,083	44.0	45,473	43.8
		Strongly agree	308	36.9	10,068	43.9	46,323	44.6
		<b>Total</b>	<b>835</b>	<b>100.0</b>	<b>22,940</b>	<b>100.0</b>	<b>103,794</b>	<b>100.0</b>
18q. At least one other student whom I didn't previously know learned my name [ACSOCSUP]	OSTUDNAM	Strongly disagree	19	2.3	728	3.2	2,790	2.7
		Disagree	58	6.9	1,446	6.3	5,722	5.5
		Neutral	138	16.6	2,754	12.0	11,396	11.0
		Agree	354	42.4	9,041	39.4	40,773	39.3
		Strongly agree	266	31.8	8,989	39.2	43,135	41.5
		<b>Total</b>	<b>835</b>	<b>100.0</b>	<b>22,957</b>	<b>100.0</b>	<b>103,816</b>	<b>100.0</b>
18r. At least one instructor learned my name [ACSOCSUP]	FACNAM	Strongly disagree	18	2.2	556	2.4	1,677	1.6
		Disagree	63	7.6	1,223	5.4	3,826	3.7
		Neutral	157	19.0	2,427	10.6	9,258	9.0
		Agree	335	40.5	8,931	39.2	41,224	39.9
		Strongly agree	253	30.6	9,667	42.4	47,270	45.8
		<b>Total</b>	<b>827</b>	<b>100.0</b>	<b>22,802</b>	<b>100.0</b>	<b>103,256</b>	<b>100.0</b>

\* The comparison group and cohort columns on this page EXCLUDE your college.

**Survey of Entering Student Engagement - Fresno City College (2016 Administration)**

**2016 Benchmark Frequency Distributions - Main Survey**

Comparison Group: Extra-Large Colleges in the 2016 Cohort\*

Entering Students Only

[Weighted]

Academic and Social Support (ACSOCSUP)

			Your College		Ex-Large Colleges		2016 Cohort	
Item	Variable	Responses	Count	Percent	Count	Percent	Count	Percent
Item 18: Think about your experiences from the time of your decision to attend this college through the end of the first three weeks of your first semester/quarter.								
18s. I learned the name of at least one other student in most of my classes [ACSOCSUP]	STUNAM	Strongly disagree	20	2.4	528	2.3	1,928	1.9
		Disagree	47	5.7	1,172	5.1	4,390	4.2
		Neutral	127	15.2	2,327	10.1	9,005	8.7
		Agree	348	41.7	9,056	39.5	40,815	39.3
		Strongly agree	293	35.1	9,858	43.0	47,659	45.9
		Total	835	100.0	22,941	100.0	103,798	100.0

\* The comparison group and cohort columns on this page EXCLUDE your college.